


Mobile & Stable

Canada Temporary Fencing

Strongest & Welded temporary fencing with platy fence feet and shaped top clips, which is major and welcomed portable fencing in Canada and North America. Modular fence panels with plug-in installation are designed for quick and efficient set up and take down.



FEATURES & BENEFITS

Stable Structure

360° full welding by hand and hot dipped galvanized surface treatment make it durable and anti-corrosion.



Easy Installation

Light weight and pre-designed plug-in junction for quick access anywhere on site.



Transparent Vision

Various size of welded mesh opening are visible without any sight blocks.




Versatile

Removable panels with flexible isolation angle for any site needing security or privacy.



TECHNICAL DETAILS



6' × 8' CA temp fencing

Dimensions (H × L): 6' × 8'.

Frame O.D.: 30 × 30, 40 × 40 mm optional.

Frame TH : 2.0–2.5 mm.

Middle horizontal pipe: 25 × 25 × 2 mm.

Wire diameter: 4.0, 6.0 mm optional.

Mesh opening: 50 × 100, 50 × 150, 75 × 150 mm optional.


Finish:

Electric galvanized before powder coated.

Hot dipped galvanized after welding.

TECHNICAL DETAILS

6' × 10' CA temp fencing



Dimensions (H × L): 6' × 10'.

Frame O.D.: 30 × 30, 40 × 40 mm optional.

Frame Thickness : 2.0–2.5 mm.

Middle horizontal pipe: 25 × 25 × 2 mm.

Wire diameter: 4.0, 6.0 mm optional.

Mesh opening: 50 × 100, 50 × 150, 75 × 150 mm optional.

Finish:

Electric galvanized before powder coated.

Hot dipped galvanized after welding.

Alternative Specifications

Length : 8', 9.5', 10' optional.

Height : 6', 6.2', 8', 8.2' optional.

Frame O.D.: 30 × 30, 40 × 40 mm optional.

Frame Thickness : 2.0–2.5 mm.

Middle horizontal pipe: 25 × 25 × 2 mm.

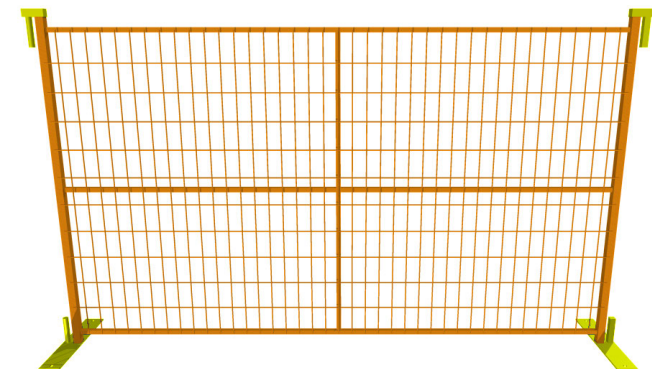
Wire diameter: 4.0, 6.0 mm optional.

Mesh opening: 50 × 100, 50 × 150, 75 × 150 mm optional.

Finish:

Electric galvanized before powder coated.

Hot dipped galvanized after welding.



ACCESSORIES

Fence feet

Material: Steel plate, steel solid rod & steel pipe.

Dimensions (H × W × TH): 600 × 110 × 8, 900 × 80 × 7 mm optional.

Hole size O.D.: 19 mm.


Interior round steel rod/pipe: 30 mm O.D. × 150 mm H.

Exterior square steel rod/pipe: 30 × 30 × 150 mm.

Rod space: 30 mm.




ACCESSORIES



Double Round Steel Rod



Round & Rectangular
Steel Rod



Round & Rectangular
Steel Pipe



Corner feet



Top Coupler

Top coupler plate/pipe: 110 × 40 × 8 mm.

Left round steel rod/pipe: 30 mm O.D. × 150 mm H.

Right square steel rod/pipe: 30 × 30 × 150 mm H.

Surface treatment:

Electric galvanized before powder coated.

OPTIONAL COLORS



RAL 9010 (white), RAL 1021 (yellow),
RAL 5005 (dark blue), RAL 5012 (light blue),
RAL 6005 (dark green), RAL 9005 (black),
RAL 7004 (light gray), RAL 7005 (dark gray),
RAL 3001 (red)

